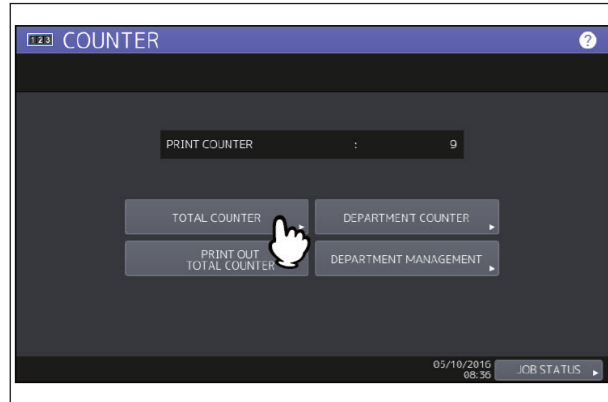


TOTAL COUNTER: TAKING METER READINGS / MANAGING COUNTERS

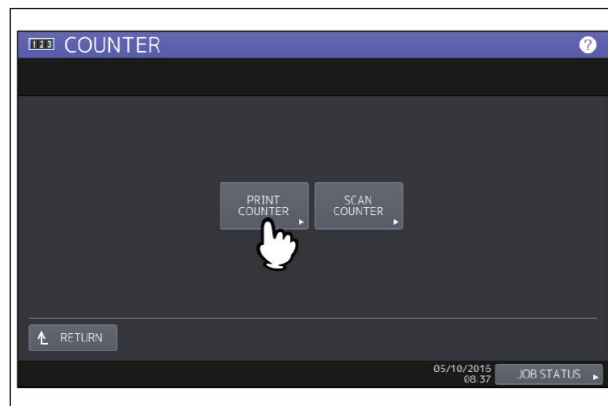


- Press [Counter] on the home screen to access the COUNTER menu.
- Press [TOTAL COUNTER].
- Note: If you want to print the TOTAL COUNTER LIST, press the [PRINT OUT TOTAL COUNTER] button.

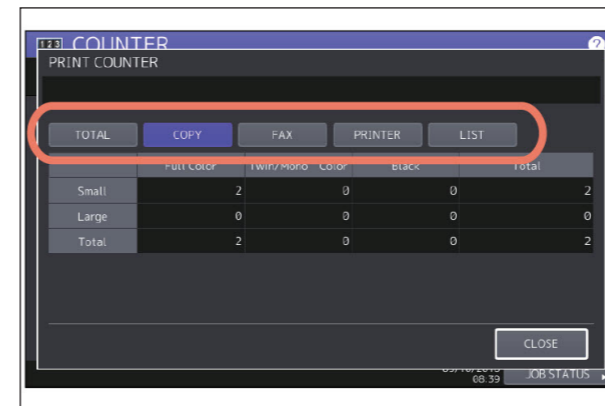


- Continue with the operation you require by selecting either [PRINT COUNTER] or [SCAN COUNTER].

A) DISPLAYING PRINT COUNTERS

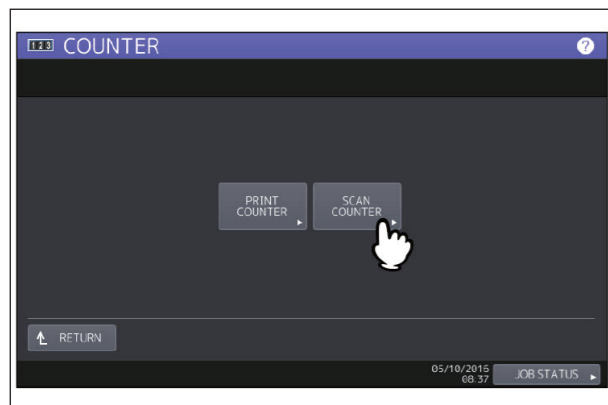


- Press [PRINT COUNTER].

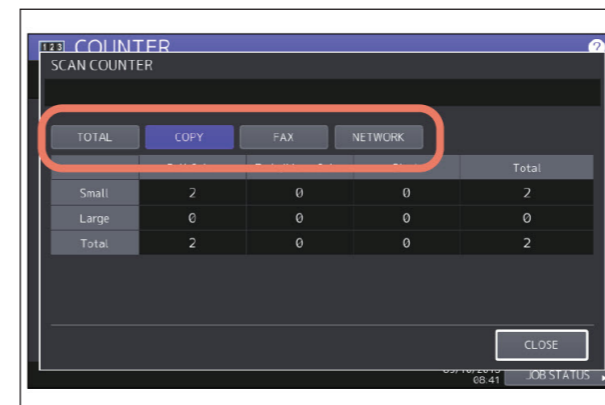


- Select the button of the counter you want to check.
- Note: The displayed items will differ between the colour and mono devices.

B) DISPLAYING SCAN COUNTERS



- Press [SCAN COUNTER].



- Select the button of the counter you want to check.
- Note: The displayed items will differ between the colour and mono devices.